




























Schedule A
WITF-TV (1843)
Harrisburg, PA

NFFS Excluded?

If you have an NFFS Exclusion, please click the "NFFS X" button, and enter your NFFS data.

Source of Income	2023 data	2024 data
1. Amounts provided directly and indirectly by federal government agencies	\$82,640	\$83,616 
A. Grants for facilities and other capital purposes	\$0	\$0 
B. Department of Education	\$0	\$0 
C. Department of Health and Human Services	\$0	\$0 
D. National Endowment for the Arts and Humanities	\$0	\$0 
E. National Science Foundation	\$0	\$0 
F. Other Federal Funds (specify)	\$82,640	\$83,616 
Description Tower rental	Amount \$83,616	
2. Amounts provided by Public Broadcasting Entities	\$1,191,331	\$1,197,908 
A. CPB - Community Service Grants	\$1,172,676	\$1,153,108 
B. CPB - all other funds from CPB	\$0	\$0 
C. PBS - all payments except copyright royalties and other pass-through payments. See Guidelines for details.	\$0	\$16,500 
D. NPR - all payments except pass-through payments. See Guidelines for details.	\$0	\$0 
E. Public broadcasting stations - all payments	\$18,655	\$28,300 
F. Other PBE funds (specify)	\$0	\$0 
3. Local boards and departments of education or other local government or agency sources	\$100,000	\$182,403 
3.1 NFFS Eligible	\$0	\$3,055 
A. Program and production underwriting	\$0	\$3,055 
B. Grants and contributions other than underwriting	\$0	\$0 
C. Appropriations from the licensee	\$0	\$0 
D. Gifts and grants for facilities and equipment as restricted by the donor or received through a capital campaign (Radio only)	\$0	\$0 
E. Gifts and grants received through a capital campaign but not for facilities and equipment	\$0	\$0 
F. Other income eligible as NFFS (specify)	\$0	\$0 
3.2 NFFS Ineligible	\$100,000	\$179,348 
A. Rental income	\$0	\$0 
B. Fees for services	\$0	\$179,348 
C. Licensing fees (not royalties – see instructions for Line 15)	\$0	\$0 
D. Gifts and grants for facilities and equipment as restricted by the donor or received through a capital campaign (TV only)	\$100,000	\$0 

























E. Other income ineligible for NFFS inclusion	\$0	\$0	
4. State boards and departments of education or other state government or agency sources	\$1,519,078	\$971,793	
4.1 NFFS Eligible	\$0	\$650	
A. Program and production underwriting	\$0	\$650	
B. Grants and contributions other than underwriting	\$0	\$0	
C. Appropriations from the licensee	\$0	\$0	
D. Gifts and grants for facilities and equipment as restricted by the donor or received through a capital campaign (Radio only)	\$0	\$0	
E. Gifts and grants received through a capital campaign but not for facilities and equipment	\$0	\$0	
F. Other income eligible as NFFS (specify)	\$0	\$0	
4.2 NFFS Ineligible	\$1,519,078	\$971,143	
A. Rental income	\$0	\$0	
B. Fees for services	\$1,394,078	\$908,643	
C. Licensing fees (not royalties – see instructions for Line 15)	\$0	\$0	
D. Gifts and grants for facilities and equipment as restricted by the donor or received through a capital campaign (TV only)	\$125,000	\$62,500	
E. Other income ineligible for NFFS inclusion	\$0	\$0	
5. State colleges and universities	\$10,030	\$7,200	
5.1 NFFS Eligible	\$10,030	\$7,200	
A. Program and production underwriting	\$10,030	\$7,200	
B. Grants and contributions other than underwriting	\$0	\$0	
C. Appropriations from the licensee	\$0	\$0	
D. Gifts and grants for facilities and equipment as restricted by the donor or received through a capital campaign (Radio only)	\$0	\$0	
E. Gifts and grants received through a capital campaign but not for facilities and equipment	\$0	\$0	
F. Other income eligible as NFFS (specify)	\$0	\$0	
5.2 NFFS Ineligible	\$0	\$0	
A. Rental income	\$0	\$0	
B. Fees for services	\$0	\$0	
C. Licensing fees (not royalties – see instructions for Line 15)	\$0	\$0	
D. Gifts and grants for facilities and equipment as restricted by the donor or received through a capital campaign (TV only)	\$0	\$0	
E. Other income ineligible for NFFS inclusion	\$0	\$0	
6. Other state-supported colleges and universities	\$1,000	\$2,000	
6.1 NFFS Eligible	\$1,000	\$2,000	
A. Program and production underwriting	\$1,000	\$2,000	

B. Grants and contributions other than underwriting	\$0	\$0	
C. Appropriations from the licensee	\$0	\$0	
D. Gifts and grants for facilities and equipment as restricted by the donor or received through a capital campaign (Radio only)	\$0	\$0	
E. Gifts and grants received through a capital campaign but not for facilities and equipment	\$0	\$0	
F. Other income eligible as NFFS (specify)	\$0	\$0	
6.2 NFFS Ineligible	\$0	\$0	
A. Rental income	\$0	\$0	
B. Fees for services	\$0	\$0	
C. Licensing fees (not royalties – see instructions for Line 15)	\$0	\$0	
D. Gifts and grants for facilities and equipment as restricted by the donor or received through a capital campaign (TV only)	\$0	\$0	
E. Other income ineligible for NFFS inclusion	\$0	\$0	
7. Private colleges and universities	\$37,023	\$29,983	
7.1 NFFS Eligible	\$18,023	\$10,983	
A. Program and production underwriting	\$18,023	\$10,983	
B. Grants and contributions other than underwriting	\$0	\$0	
C. Appropriations from the licensee	\$0	\$0	
D. Gifts and grants for facilities and equipment as restricted by the donor or received through a capital campaign (Radio only)	\$0	\$0	
E. Gifts and grants received through a capital campaign but not for facilities and equipment	\$0	\$0	
F. Other income eligible as NFFS (specify)	\$0	\$0	
7.2 NFFS Ineligible	\$19,000	\$19,000	
A. Rental income	\$0	\$0	
B. Fees for services	\$19,000	\$19,000	
C. Licensing fees (not royalties – see instructions for Line 15)	\$0	\$0	
D. Gifts and grants for facilities and equipment as restricted by the donor or received through a capital campaign (TV only)	\$0	\$0	
E. Other income ineligible for NFFS inclusion	\$0	\$0	
8. Foundations and nonprofit associations	\$457,548	\$4,537,725	
8.1 NFFS Eligible	\$336,802	\$467,078	
A. Program and production underwriting	\$262,897	\$402,828	
B. Grants and contributions other than underwriting	\$73,905	\$64,250	
C. Gifts and grants for facilities and equipment as restricted by the donor or received through a capital campaign (Radio only)	\$0	\$0	
D. Gifts and grants received through a capital campaign but not for facilities and equipment	\$0	\$0	
E. Other income eligible as NFFS (specify)	\$0	\$0	

8.2 NFFS Ineligible		\$120,746	\$4,070,647	
A. Rental income		\$20,495	\$22,997	
B. Fees for services		\$100,251	\$102,150	
C. Licensing fees (not royalties – see instructions for Line 15)		\$0	\$0	
D. Gifts and grants for facilities and equipment as restricted by the donor or received through a capital campaign (TV only)		\$0	\$45,500	
E. Other income ineligible for NFFS inclusion		\$0	\$3,900,000	
Description		Amount		
Revenues from online news services & advertising		\$3,900,000		
9. Business and Industry		\$1,726,016	\$1,697,632	
9.1 NFFS Eligible		\$257,168	\$236,286	
A. Program and production underwriting		\$257,168	\$236,286	
B. Grants and contributions other than underwriting		\$0	\$0	
C. Gifts and grants for facilities and equipment as restricted by the donor or received through a capital campaign (Radio only)		\$0	\$0	
D. Gifts and grants received through a capital campaign but not for facilities and equipment		\$0	\$0	
E. Other income eligible as NFFS (specify)		\$0	\$0	
9.2 NFFS Ineligible		\$1,468,848	\$1,461,346	
A. Rental income		\$142,951	\$139,297	
B. Fees for services		\$42,350	\$38,502	
C. Licensing fees (not royalties – see instructions for Line 15)		\$1,283,547	\$1,283,547	
D. Gifts and grants for facilities and equipment as restricted by the donor or received through a capital campaign (TV only)		\$0	\$0	
E. Other income ineligible for NFFS inclusion		\$0	\$0	
10. Memberships and subscriptions (net of membership bad debt expense)		\$1,988,852	\$2,140,721	
10.1 NFFS Exclusion – Fair market value of premiums that are not of insubstantial value		\$72,881	\$133,643	
10.2 NFFS Exclusion – All bad debt expenses from NFFS eligible revenues including but not limited to pledges, underwriting, and membership (unless netted elsewhere in Schedule A)		\$0	\$0	
	2023 data	2024 data		
10.3 Total number of contributors.	16,002	15,527		
11. Revenue from Friends groups less any revenue included on line 10		\$0	\$0	
	2023 data	2024 data		
11.1 Total number of Friends contributors.	0	0		
12. Subsidiaries and other activities unrelated to public broadcasting (See instructions)		\$0	\$0	
A. Nonprofit subsidiaries involved in telecommunications activities		\$0	\$0	
B. NFFS Ineligible – Nonprofit subsidiaries not involved in telecommunications activities		\$0	\$0	
C. NFFS Ineligible – For-profit subsidiaries regardless of the nature of its activities		\$0	\$0	

D. NFFS Ineligible – Other activities unrelated to public broadcasting \$0 \$0 

Form of Revenue

	2023 data	2024 data	
13. Auction revenue (see instructions for Line 13)	\$0	\$0	
A. Gross auction revenue	\$0	\$0	
B. Direct auction expenses	\$0	\$0	
14. Special fundraising activities (see instructions for Line 14)	\$3,597	\$0	
A. Gross special fundraising revenues	\$4,072	\$0	
B. Direct special fundraising expenses	\$475	\$0	
15. Passive income	\$17,845	\$65,425	
A. Interest and dividends (other than on endowment funds)	\$17,779	\$55,364	
B. Royalties	\$0	\$0	
C. PBS or NPR pass-through copyright royalties	\$66	\$10,061	
16. Gains and losses on investments, charitable trusts and gift annuities and sale of other assets (other than endowment funds)	\$-11,181	\$-7,274	
A. Gains from sales of property and equipment (do not report losses)	\$-11,181	\$-7,274	
B. Realized gains/losses on investments (other than endowment funds)	\$0	\$0	
C. Unrealized gains/losses on investments and actuarial gains/losses on charitable trusts and gift annuities (other than endowment funds)	\$0	\$0	
17. Endowment revenue	\$348,738	\$748,038	
A. Contributions to endowment principal	\$351,135	\$693,073	
B. Interest and dividends on endowment funds	\$139,324	\$173,474	
C. Realized net investment gains and losses on endowment funds (if this is a negative amount, add a hyphen, e.g., "-1,765")	\$-141,721	\$-118,509	
D. Unrealized net investment gains and losses on endowment funds (if this is a negative amount, add a hyphen, e.g., "-1,765")	\$0	\$0	
18. Capital fund contributions from individuals (see instructions)	\$3,250	\$0	
A. Facilities and equipment (except funds received from federal or public broadcasting sources)	\$0	\$0	
B. Other	\$3,250	\$0	
19. Gifts and bequests from major individual donors	\$518,723	\$516,545	
	2023 data	2024 data	
19.1 Total number of major individual donors	235	257	

20. Other Direct Revenue	\$4,921	\$2,345																			
<table border="1"> <tr> <td>Description</td> <td>Amount</td> </tr> <tr> <td>Sale of premiums</td> <td>\$361</td> </tr> <tr> <td colspan="2"> <table border="1"> <tr> <td>Exclusion Description</td> <td>Amount</td> </tr> <tr> <td>Sale of premiums</td> <td>\$361</td> </tr> </table> </td> </tr> <tr> <td>Revenue from rebates</td> <td>\$1,984</td> </tr> <tr> <td colspan="2"> <table border="1"> <tr> <td>Exclusion Description</td> <td>Amount</td> </tr> <tr> <td>Refunds, rebates, reimbursements and insurance proceeds</td> <td>\$1,984</td> </tr> </table> </td> </tr> </table>				Description	Amount	Sale of premiums	\$361	<table border="1"> <tr> <td>Exclusion Description</td> <td>Amount</td> </tr> <tr> <td>Sale of premiums</td> <td>\$361</td> </tr> </table>		Exclusion Description	Amount	Sale of premiums	\$361	Revenue from rebates	\$1,984	<table border="1"> <tr> <td>Exclusion Description</td> <td>Amount</td> </tr> <tr> <td>Refunds, rebates, reimbursements and insurance proceeds</td> <td>\$1,984</td> </tr> </table>		Exclusion Description	Amount	Refunds, rebates, reimbursements and insurance proceeds	\$1,984
Description	Amount																				
Sale of premiums	\$361																				
<table border="1"> <tr> <td>Exclusion Description</td> <td>Amount</td> </tr> <tr> <td>Sale of premiums</td> <td>\$361</td> </tr> </table>		Exclusion Description	Amount	Sale of premiums	\$361																
Exclusion Description	Amount																				
Sale of premiums	\$361																				
Revenue from rebates	\$1,984																				
<table border="1"> <tr> <td>Exclusion Description</td> <td>Amount</td> </tr> <tr> <td>Refunds, rebates, reimbursements and insurance proceeds</td> <td>\$1,984</td> </tr> </table>		Exclusion Description	Amount	Refunds, rebates, reimbursements and insurance proceeds	\$1,984																
Exclusion Description	Amount																				
Refunds, rebates, reimbursements and insurance proceeds	\$1,984																				
Line 21. Proceeds from the FCC Spectrum Incentive Auction, interest and dividends earned on these funds, channel sharing revenues, and spectrum leases	\$498,420	\$475,188																			
A. Proceeds from sale in spectrum auction	\$0	\$0																			
B. Interest and dividends earned on spectrum auction related revenue	\$428,118	\$439,076																			
C. Payments from spectrum auction speculators	\$0	\$0																			
D. Channel sharing and spectrum leases revenues	\$70,302	\$36,112																			
E. Spectrum repacking funds	\$0	\$0																			
22. Total Revenue (Sum of lines 1 through 12, 13.A, 14.A, and 15 through 21)	\$8,498,306	\$12,651,248																			

[Click here to view all NFFS Eligible revenue on Lines 3 through 9.](#)

[Click here to view all NFFS Ineligible revenue on Lines 3 through 9.](#)

Adjustments to Revenue

	2023 data	2024 data	
23. Federal revenue from line 1.	\$82,640	\$83,616	
24. Public broadcasting revenue from line 2.	\$1,191,331	\$1,197,908	
25. Capital funds exclusion—TV (3.2D, 4.2D, 5.2D, 6.2D, 7.2D, 8.2D, 9.2D, 18A)	\$225,000	\$108,000	
26. Revenue on line 20 not meeting the source, form, purpose, or recipient criteria	\$4,921	\$2,345	
27. Other automatic subtractions from total revenue	\$3,421,546	\$7,076,532	
A. Auction expenses – limited to the lesser of lines 13a or 13b	\$0	\$0	
B. Special fundraising event expenses – limited to the lesser of lines 14a or 14b	\$475	\$0	
C. Gains from sales of property and equipment – line 16a	\$-11,181	\$-7,274	
D. Realized gains/losses on investments (other than endowment funds) – line 16b	\$0	\$0	
E. Unrealized investment and actuarial gains/losses (other than endowment funds) – line 16c	\$0	\$0	
F. Realized and unrealized net investment gains/losses on endowment funds – line 17c, line 17d	\$-141,721	\$-118,509	
G. Rental income (3.2A, 4.2A, 5.2A, 6.2A, 7.2A, 8.2A, 9.2A)	\$163,446	\$162,294	
H. Fees for services (3.2B, 4.2B, 5.2B, 6.2B, 7.2B, 8.2B, 9.2B)	\$1,555,679	\$1,247,643	
I. Licensing Fees (3.2C, 4.2C, 5.2C, 6.2C, 7.2C, 8.2C, 9.2C)	\$1,283,547	\$1,283,547	
J. Other revenue ineligible as NFFS (3.2E, 4.2E, 5.2E, 6.2E, 7.2E, 8.2E, 9.2E)	\$0	\$3,900,000	
K. FMV of high-end premiums (Line 10.1)	\$72,881	\$133,643	

L. All bad debt expenses from NFFS eligible revenues including but not limited to pledges, underwriting, and membership (Line 10.2)	\$0	\$0	
M. Revenue from subsidiaries and other activities ineligible as NFFS (12.B, 12.C, 12.D)	\$0	\$0	
N. Proceeds from spectrum auction and related revenues from line 21.	\$498,420	\$475,188	
28. Total Direct Nonfederal Financial Support (Line 22 less Lines 23 through 27). (Forwards to line 1 of the Summary of Nonfederal Financial Support)	\$3,572,868	\$4,182,847	

Comments

Comment	Name	Date	Status
Schedule B WorkSheet WITF-TV (1843) Harrisburg, PA			

Comments

Comment	Name	Date	Status
Occupancy List WITF-TV (1843) Harrisburg, PA			

Type of Occupancy Location	Value
Schedule B Totals WITF-TV (1843) Harrisburg, PA	

	2023 data	2024 data
1. Total support activity benefiting station	\$	\$0
2. Occupancy value		\$0
3. Deductions: Fees paid to the licensee for overhead recovery, assessment, etc.	\$	\$0
4. Deductions: Support shown on lines 1 and 2 in excess of revenue reported in financial statements.	\$	\$0
5. Total Indirect Administrative Support (Forwards to Line 2 of the Summary of Nonfederal Financial Support)	\$	\$0
6. Please enter an institutional type code for your licensee.		

Comments

Comment	Name	Date	Status
Schedule C WITF-TV (1843) Harrisburg, PA			

	2023 data	Donor Code	2024 data
1. PROFESSIONAL SERVICES (must be eligible as NFFS)	\$0		\$0
A. Legal	\$0		\$0
B. Accounting and/or auditing	\$0		\$0
C. Engineering	\$0		\$0
D. Other professionals (see specific line item instructions in Guidelines before completing)	\$0		\$0
2. GENERAL OPERATIONAL SERVICES (must be eligible as NFFS)	\$0		\$0
A. Annual rental value of space (studios, offices, or tower facilities)	\$0		\$0
B. Annual value of land used for locating a station-owned transmission tower	\$0		\$0

	2023 data	Donor Code	2024 data
C. Station operating expenses	\$0		\$0
D. Other (see specific line item instructions in Guidelines before completing)	\$0		\$0
3. OTHER SERVICES (must be eligible as NFFS)	\$0		\$0
A. ITV or educational radio	\$0		\$0
B. State public broadcasting agencies	\$0		\$0
C. Local advertising	\$0		\$0
D. National advertising	\$0		\$0
4. Total in-kind contributions - services and other assets eligible as NFFS (sum of lines 1 through 3), forwards to Line 3a. of the Summary of Nonfederal Financial Support	\$0		\$0
5. IN-KIND CONTRIBUTIONS INELIGIBLE AS NFFS	\$10,543		\$10,001
A. Compact discs, records, tapes and cassettes	\$0		\$0
B. Exchange transactions	BS \$10,543	BS	\$10,001
C. Federal or public broadcasting sources	\$0		\$0
D. Fundraising related activities	\$0		\$0
E. ITV or educational radio outside the allowable scope of approved activities	\$0		\$0
F. Local productions	\$0		\$0
G. Program supplements	\$0		\$0
H. Programs that are nationally distributed	\$0		\$0
I. Promotional items	\$0		\$0
J. Regional organization allocations of program services	\$0		\$0
K. State PB agency allocations other than those allowed on line 3(b)	\$0		\$0
L. Services that would not need to be purchased if not donated	\$0		\$0
M. Other	\$0		\$0
6. Total in-kind contributions - services and other assets (line 4 plus line 5), forwards to Schedule F, line 1c. Must agree with in-kind contributions recognized as revenue in the AFS.	\$10,543		\$10,001

Comments

Comment	Name	Date	Status
---------	------	------	--------

**Schedule D
WITF-TV (1843)
Harrisburg, PA**

	2023 data	Donor Code	2024 data
1. Land (must be eligible as NFFS)	\$		\$0
2. Building (must be eligible as NFFS)	\$		\$0
3. Equipment (must be eligible as NFFS)	\$		\$0
4. Vehicle(s) (must be eligible as NFFS)	\$		\$0
5. Other (specify) (must be eligible as NFFS)	\$		\$0

	2023 data	Donor Code	2024 data
6. Total in-kind contributions - property and equipment eligible as NFFS (sum of lines 1 through 5), forwards to Line 3b. of the Summary of Nonfederal Financial Support	\$		\$0
7. IN-KIND CONTRIBUTIONS INELIGIBLE AS NFFS	\$		\$0
a) Exchange transactions	\$		\$0
b) Federal or public broadcasting sources	\$		\$0
c) TV only—property and equipment that includes new facilities (land and structures), expansion of existing facilities and acquisition of new equipment	\$		\$0
d) Other (specify)	\$		\$0
8. Total in-kind contributions - property and equipment (line 6 plus line 7), forwards to Schedule F, line 1d. Must agree with in-kind contributions recognized as revenue in the AFS.	\$		\$0

Comments

Comment	Name	Date	Status
Schedule E WITF-TV (1843) Harrisburg, PA			

EXPENSES

(Operating and non-operating)

PROGRAM SERVICES		2023 data	2024 data
	1. Programming and production	\$4,338,914	\$4,994,125
	A. TV CSG	\$1,101,255	\$1,078,137
	B. TV Interconnection	\$19,815	\$17,728
	C. Other CPB Funds	\$51,606	\$57,243
	D. All non-CPB Funds	\$3,166,238	\$3,841,017
	2. Broadcasting and engineering	\$110,292	\$64,351
	A. TV CSG	\$0	\$0
	B. TV Interconnection	\$0	\$0
	C. Other CPB Funds	\$0	\$0
	D. All non-CPB Funds	\$110,292	\$64,351
	3. Program information and promotion	\$348,115	\$259,033
	A. TV CSG	\$0	\$0
	B. TV Interconnection	\$0	\$0
	C. Other CPB Funds	\$0	\$0
	D. All non-CPB Funds	\$348,115	\$259,033
SUPPORT SERVICES		2023 data	2024 data
	4. Management and general	\$1,199,893	\$2,192,026
	A. TV CSG	\$0	\$0
	B. TV Interconnection	\$0	\$0
	C. Other CPB Funds	\$0	\$0

PROGRAM SERVICES		2023 data	2024 data
	D. All non-CPB Funds	\$1,199,893	\$2,192,026
+	5. Fund raising and membership development	\$1,862,259	\$1,752,983
	A. TV CSG	\$0	\$0
	B. TV Interconnection	\$0	\$0
	C. Other CPB Funds	\$0	\$0
	D. All non-CPB Funds	\$1,862,259	\$1,752,983
+	6. Underwriting and grant solicitation	\$0	\$0
	A. TV CSG	\$0	\$0
	B. TV Interconnection	\$0	\$0
	C. Other CPB Funds	\$0	\$0
	D. All non-CPB Funds	\$0	\$0
+	7. Depreciation and amortization (if not allocated to functional categories in lines 1 through 6)	\$0	\$0
	A. TV CSG	\$0	\$0
	B. TV Interconnection	\$0	\$0
	C. Other CPB Funds	\$0	\$0
	D. All non-CPB Funds	\$0	\$0
+	8. Total Expenses (sum of lines 1 to 7) must agree with audited financial statements	\$7,859,473	\$9,262,518
	A. Total TV CSG (sum of Lines 1.A, 2.A, 3.A, 4.A, 5.A, 6.A, 7.A)	\$1,101,255	\$1,078,137
	B. Total TV Interconnection (sum of Lines 1.B, 2.B, 3.B, 4.B, 5.B, 6.B, 7.B)	\$19,815	\$17,728
	C. Total Other CPB Funds (sum of Lines 1.C, 2.C, 3.C, 4.C, 5.C, 6.C, 7.C)	\$51,606	\$57,243
	D. Total All non-CPB Funds (sum of Lines 1.D, 2.D, 3.D, 4.D, 5.D, 6.D, 7.D)	\$6,686,797	\$8,109,410

INVESTMENT IN CAPITAL ASSETS

Cost of capital assets purchased or donated

	2023 data	2024 data
9. Total capital assets purchased or donated	\$483,375	\$1,437,995
9a. Land and buildings	\$70,103	\$85,685
9b. Equipment	\$413,272	\$1,352,310
9c. All other	\$0	\$0
10. Total expenses and investment in capital assets (Sum of lines 8 and 9)	\$8,342,848	\$10,700,513

Additional Information

(Lines 11 + 12 must equal line 8 and Lines 13 + 14 must equal line 9)

	2023 data	2024 data
11. Total expenses (direct only)	\$7,859,473	\$9,262,518
12. Total expenses (indirect and in-kind)	\$0	\$0
13. Investment in capital assets (direct only)	\$483,375	\$1,437,995

	2023 data	2024 data
14. Investment in capital assets (indirect and in-kind)	\$0	\$0

Comments

Comment	Name	Date	Status
---------	------	------	--------

Schedule F
WITF-TV (1843)
Harrisburg, PA

	2024 data
1. Data from AFR	
a. Schedule A, Line 22	\$17,658,408
b. Schedule B, Line 5	\$0
c. Schedule C, Line 6	\$89,409
d. Schedule D, Line 8	\$0
e. Total from AFR	\$17,747,817

Choose Reporting Model

You **must** choose one of the three reporting models in order to complete Schedule F. After making your selection, click the "Choose" button below, which will display your reporting model. When changing to a different reporting model all data entered in the current reporting model will be lost.

- FASB
- GASB Model A proprietary enterprise-fund financial statements with business-type activities only
- GASB Model B public broadcasting entity-wide statements with mixed governmental and business-type activities

	2024 data
2. FASB	
a. Total support and revenue - without donor restrictions	\$16,015,850
b. Total support and revenue - with donor restrictions	\$1,731,967
c. Total support and revenue - other	\$0
d. Total from AFS, lines 2a-2c	\$17,747,817

Reconciliation

	2024 data
3. Difference (line 1 minus line 2)	\$0
4. If the amount on line 3 is not equal to \$0, click the "Add" button and list the reconciling items.	\$0

Comments

Comment	Name	Date	Status
---------	------	------	--------